

# JOB POSTINGS SUMMARY

1



1,662

April 2023

April 2022: 1,683



7,839

January to April 2023

January to April 2022: 6,561



2,320

March 2023

March 2022: 1,762

Location – April 2023

1,615



Grand Cayman

37



Cayman Brac

10



Little Cayman

Entities – April 2023

1,647



Private

15



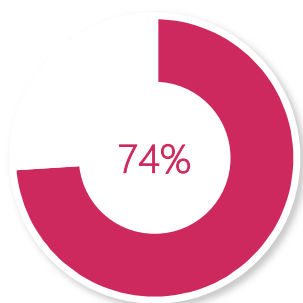
Government



LABOUR DEMAND

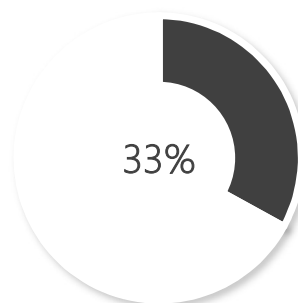
# JOB POSTINGS BY SELECT INDICATORS

April 2023



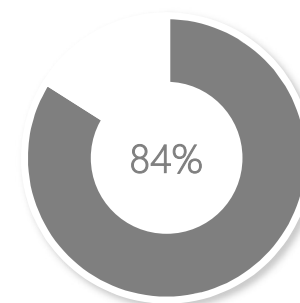
## Industry

The top 5 industries accounted for almost 75% of all job postings. These industries were Construction; Accommodation & Food Services; Administrative & Support Services; Wholesale & Retail Trade; and Financial & Insurance Activities.



## Occupation

The top 10 occupations accounted for almost 35% of all job postings. These occupations included accountants, beauticians, building construction labourers, carpenters, chefs, cleaners, cooks, kitchen helpers, and waiters.



## Currency of Salary

1,404 job postings (84% of total) specified the currency of payment in CI\$ while 258 job postings (16% of total) declared the currency of payment in US\$.



# JOB POSTINGS BY REQUIRED EDUCATION

April 2023


3

High School or Equivalent Qualification  
Certificate/Diploma  
Other College/University

69%

8%

No Education



Master's Degree  
Doctoral Degree

2%

21%

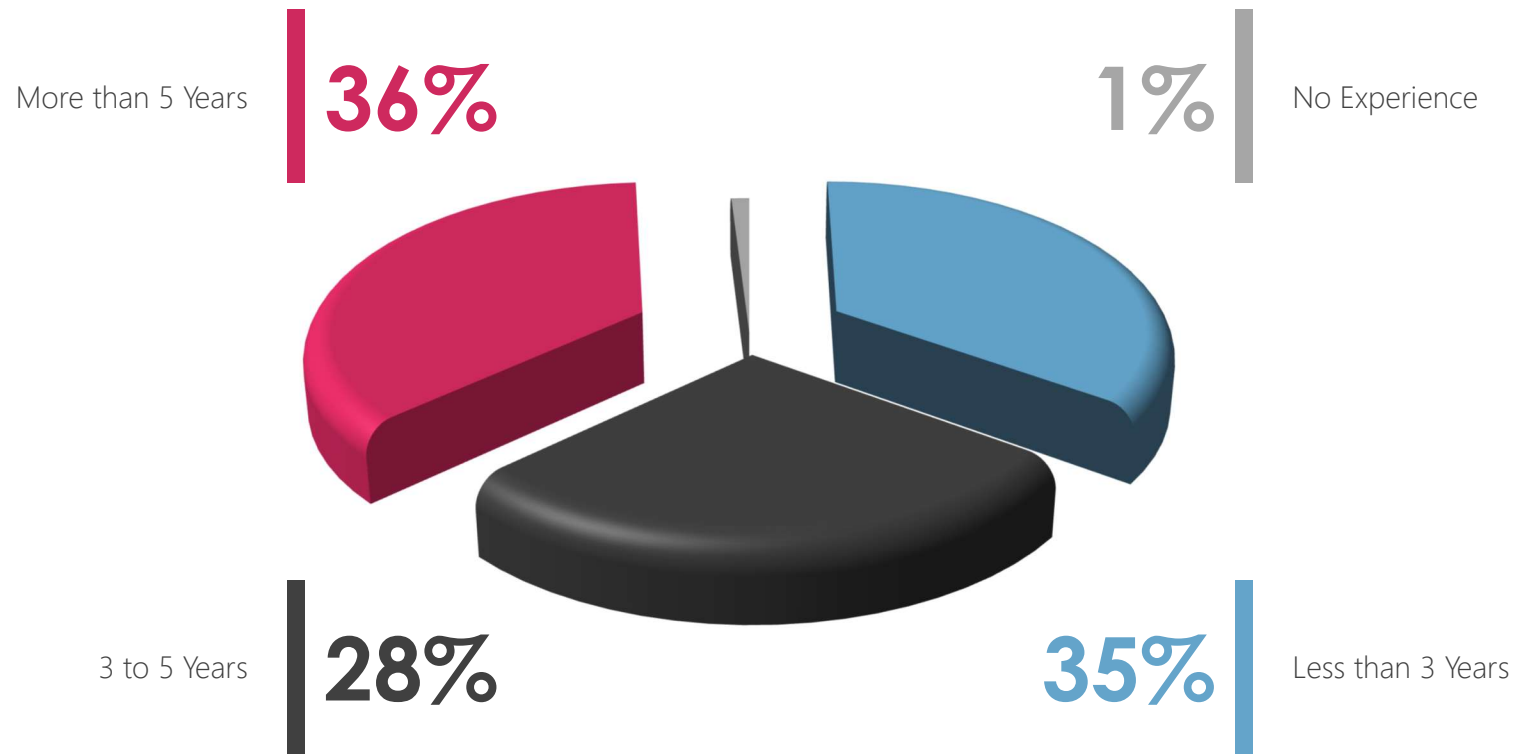
Associate Degree  
Bachelor's Degree



# JOB POSTINGS BY YEARS OF EXPERIENCE

April 2023

4



# OCCUPATIONS WITH HIGHEST SALARIES

April 2023

5

1. Lawyers

3. Managing Directors and Chief Executives

5. Information and Communications Technology Service Managers

7. Securities and Finance Dealers and Brokers

2. Generalist Medical Practitioners

4. Software and Applications Developers and Analysts

6. Mathematicians, Actuaries and Statisticians

8. Specialist Medical Practitioners



# JOB POSTINGS BY REQUIRED EDUCATION AND AVERAGE ANNUAL SALARY (C\$)

April 2023

