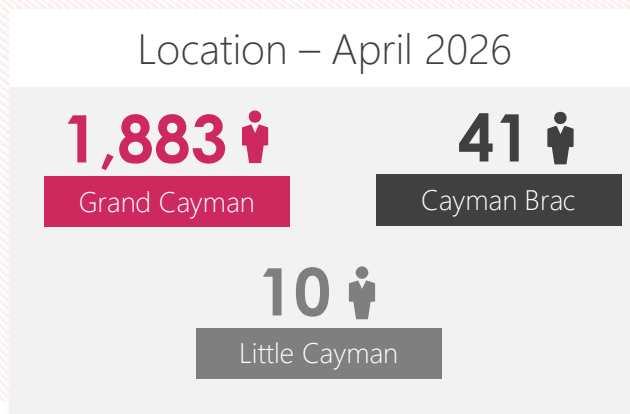
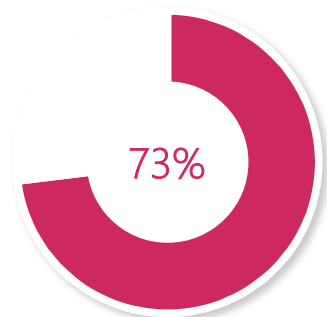


JOB POSTINGS SUMMARY



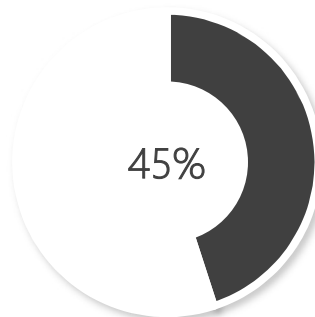
JOB POSTINGS BY SELECT INDICATORS

April 2026



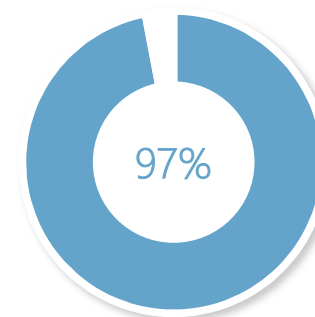
Industry

The top 5 industries accounted for almost 75% of all job postings. These industries were Construction; Accommodation & Food Services; Wholesale & Retail Trade; Administrative & Support Services; and Professional, Scientific & Technical Services.



Occupation

The top 20 occupations accounted for 45% of all job postings. These occupations included Accountants, Bartenders, Beauticians, Business Managers, Chefs, Cleaners, Construction Workers, Finance Managers, Hairdressers, Lawyers, Mechanics, Sales Workers and Waiters.



Work Type

1,877 job postings (97% of total) were full-time; 37 were part-time; 13 were temporary; 5 were shift work; 1 was an apprenticeship; and 1 was an internship.



MOST ADVERTISED OCCUPATIONS FOR KEY INDUSTRIES

April 2026

Financial and Insurance Activities

Business Services and Administration Managers (11)

Finance Managers (11)

Accountants (9)

Professional, Scientific and Technical Activities*

Accountants (40)

Lawyers (32)

Actuaries (7)

*Includes legal, accounting, advertising, architectural, engineering, management consultancy, market research, photographic and veterinary companies.

Wholesale and Retail Trade; Repair of Motor Vehicles and Motorcycles*

Motor Vehicle Mechanics (22)

Stock Clerks (15)

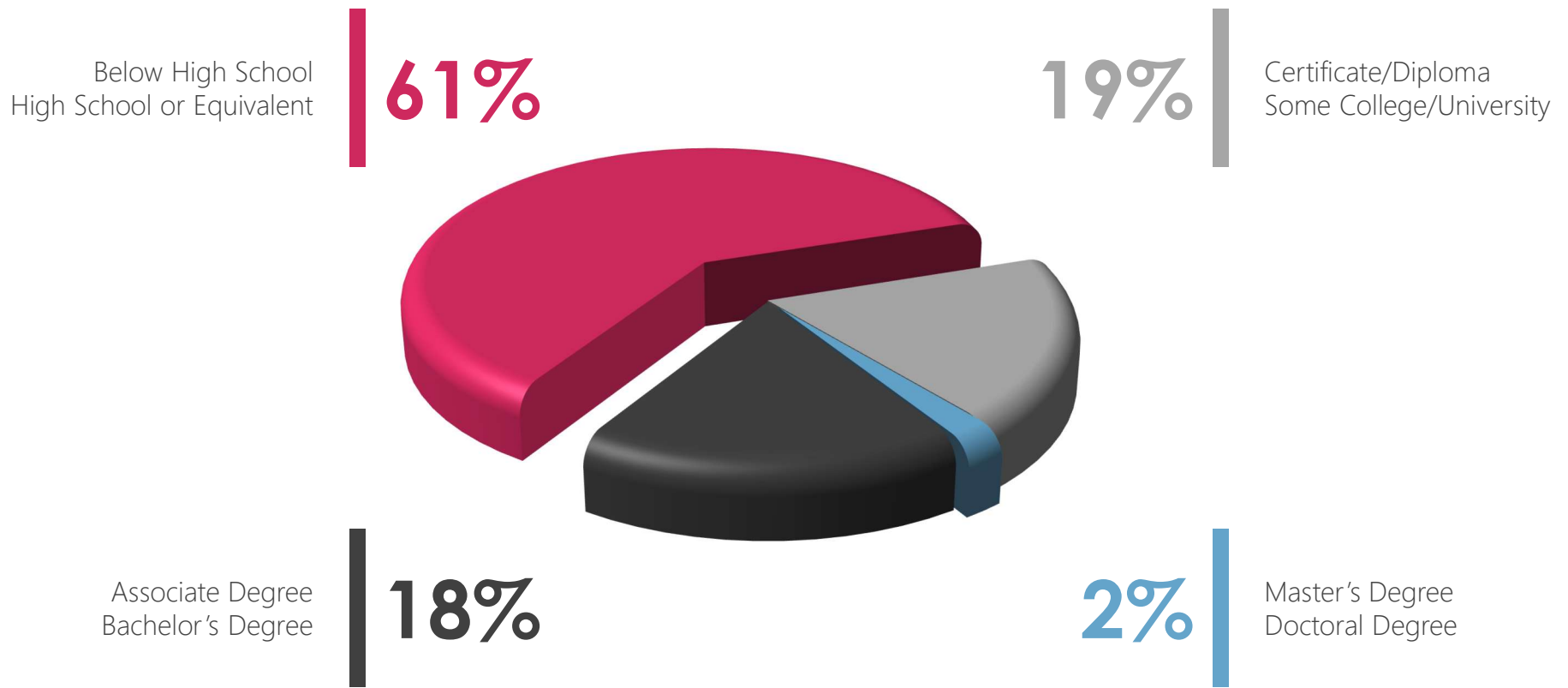
Retail and Wholesale Trade Managers (12)

*Includes supermarkets, gas stations, pharmacies, clothing and shoe stores, companies selling and repairing motor vehicles and parts.



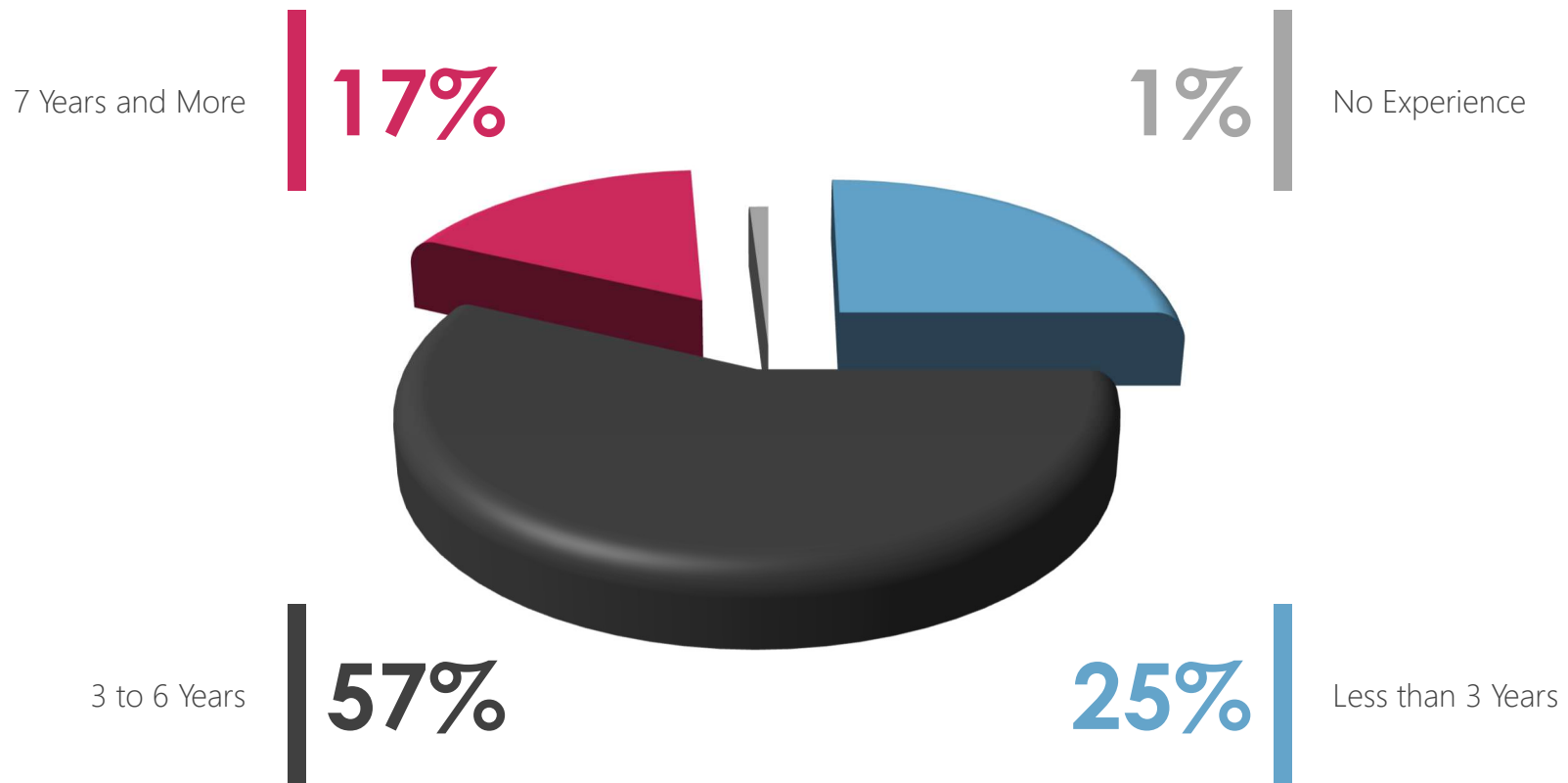
JOB POSTINGS BY REQUIRED EDUCATION

April 2026



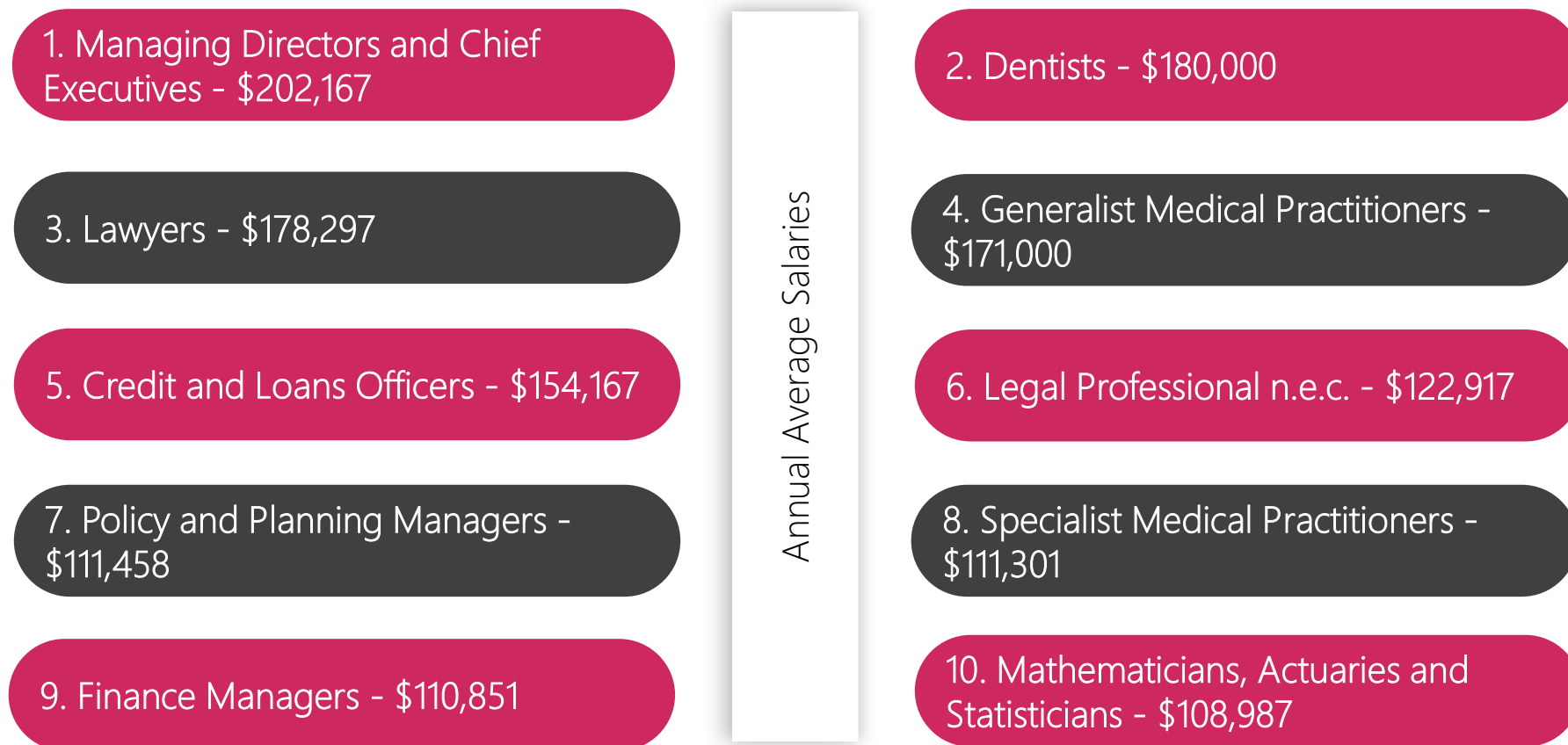
JOB POSTINGS BY YEARS OF EXPERIENCE

April 2026



OCCUPATIONS WITH HIGHEST SALARIES (CIS)

April 2026



Occupations are broader classifications of specific job titles and are based on the International Labour Organization's International Standard Classification of Occupations (ISCO-08).



JOB TITLES WITH HIGHEST SALARIES (CIS)

April 2026

1. Senior Vice President, Active Investments - \$302,500

3. Salaried Partner - \$243,750

5. Equity Partner - \$229,167

7. Aesthetic Practitioner - \$210,000

9. Funds Associate - \$197,083

2. Associate Partner Litigation - \$254,167

4. Portfolio Manager - \$229,167

6. Dispute Resolution Associate - \$210,417

8. Associate Partner - \$200,000

10. Medical Doctor – General Practitioner - \$192,000

Annual Average Salaries



JOB POSTINGS BY REQUIRED EDUCATION AND AVERAGE ANNUAL SALARY (C\$)

April 2026

