

JOB POSTINGS SUMMARY

1



1,837

July 2025



10,558

January to July 2025

Job Posting Demand

Location – July 2025

1,781

Grand Cayman

38

Cayman Brac

18

Little Cayman

Entities – July 2025

1,793

Private Sector

44

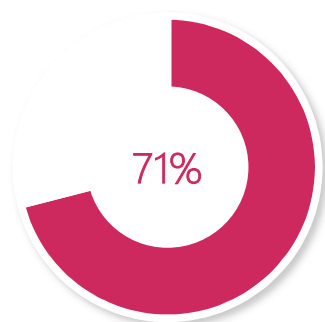
Public Sector



LABOUR DEMAND

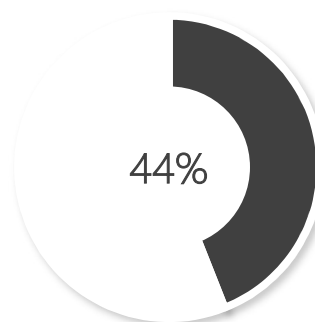
JOB POSTINGS BY SELECT INDICATORS

July 2025



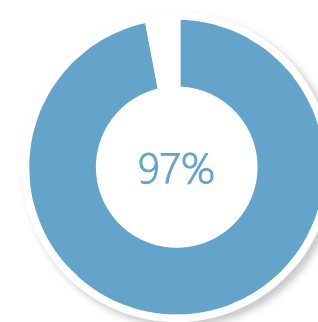
Industry

The top 5 industries accounted for over 70% of all job postings. These industries were Construction; Administrative & Support Services; Wholesale & Retail Trade; Accommodation & Food Services; and Professional, Scientific & Technical Services.



Occupation

The top 20 occupations accounted for roughly 45% of all job postings. These occupations included Accountants, Admin. Professionals, Bartenders, Beauticians, Business Managers, Chefs, Construction Workers, Finance Managers, Mechanics, and Waiters.



Work Type

1,777 job postings (97% of total) were full-time; 38 job postings were part-time; 13 job postings were temporary; and 9 job postings were shift work.



MOST ADVERTISED OCCUPATIONS FOR KEY INDUSTRIES

July 2025

Financial and Insurance Activities

Accountants (18)

Business Services and Administration Managers (16)

Finance Managers (13)

Professional, Scientific and Technical Activities*

Accountants (29)

Finance Managers (14)

Lawyers (14)

*Includes legal, accounting, advertising, architectural, engineering, management consultancy, market research, photographic and veterinary companies.

Wholesale and Retail Trade; Repair of Motor Vehicles and Motorcycles*

Motor Vehicle Mechanics (29)

Stock Clerks (20)

Cashiers and Ticket Clerks (14)

*Includes supermarkets, gas stations, pharmacies, clothing and shoe stores, motor vehicle dealerships, stores selling motor vehicle parts, places that repair motor vehicles.



JOB POSTINGS BY REQUIRED EDUCATION

July 2025

4

High School or Equivalent Qualification
Certificate/Diploma
Some College/University

74%

3%

Below High School Qualification



Master's Degree
Doctoral Degree

2%

21%

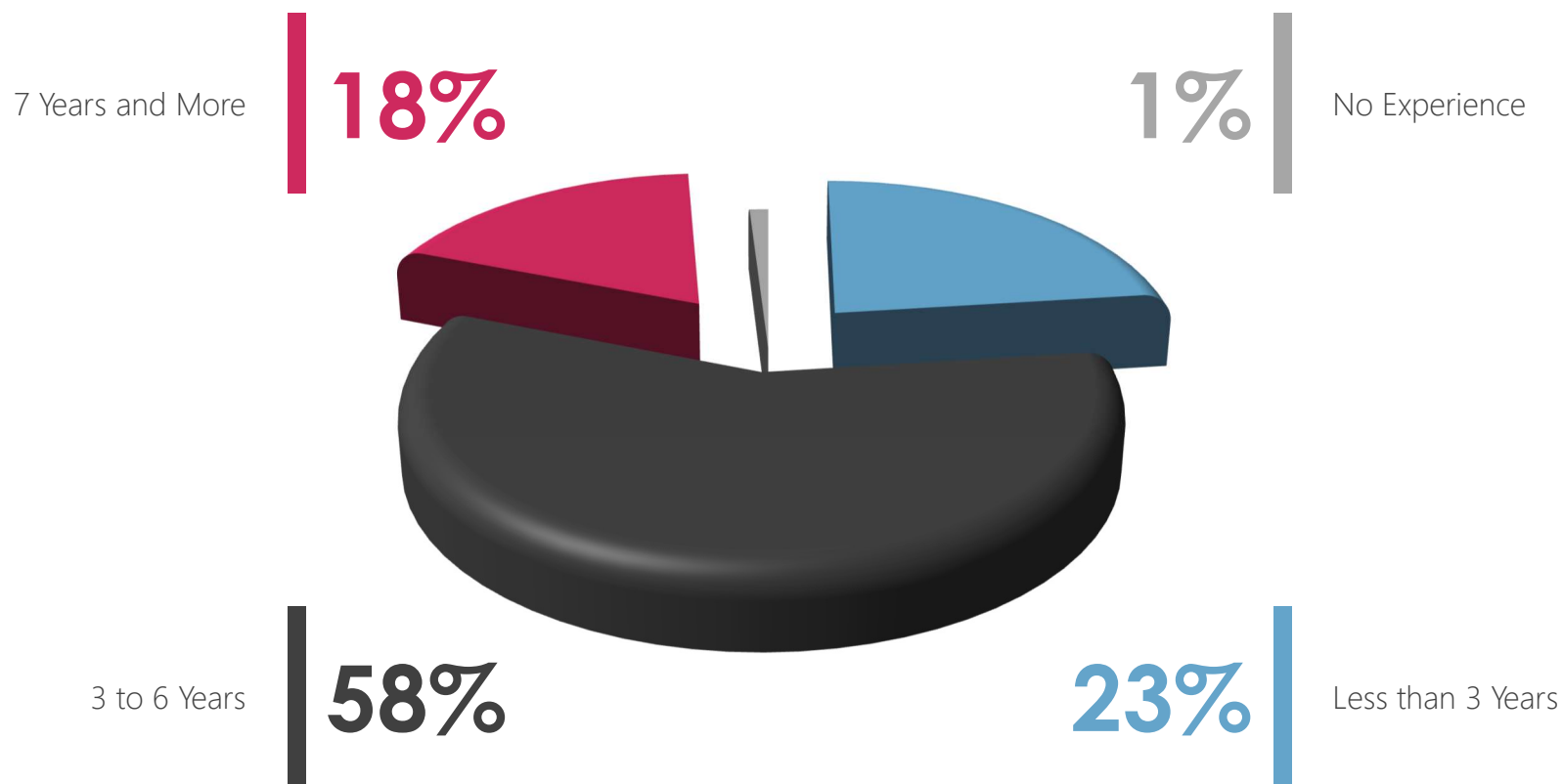
Associate Degree
Bachelor's Degree



JOB POSTINGS BY YEARS OF EXPERIENCE

July 2025

5



OCCUPATIONS WITH HIGHEST SALARIES

July 2025

1. Specialist Medical Practitioners

3. Managing Directors and Chief Executives

5. Research and Development Managers

7. Mathematicians, Actuaries and Statisticians

9. Finance Managers

2. Hotel Managers

4. Lawyers

6. ICT Service Managers

8. Generalist Medical Practitioners

10. Insurance Representatives

Occupations are broader classifications of specific job titles and are based on the International Labour Organization's International Standard Classification of Occupations (ISCO-08).



JOBS WITH HIGHEST SALARIES

July 2025

7

1. Head of Sales

3. Medical Doctor – Paedetrician and Neonatologist

5. Business Manager, Executive Director

7. Corporate Associate

9. Counsel – Finance Services and Regulatory

2. Area General Manager

4. Innovations Underwriter and Analytics Lead

6. Director- Head of Foundations

8. Senior Associate – Dispute Resolution

10. Vice President – Internal Audit



JOB POSTINGS BY REQUIRED EDUCATION AND AVERAGE ANNUAL SALARY (C\$)

July 2025

