

# JOB POSTINGS SUMMARY

1

**2,180**

March 2023

March 2022: 1,762

**6,030**

January to March 2023

January to March 2022: 4,878

**1,949**

February 2023

February 2022: 1,618

## Location – March 2023

**2,111**

Grand Cayman

**62**

Cayman Brac

**7**

Little Cayman

## Entities – March 2023

**2,156**

Private

**24**

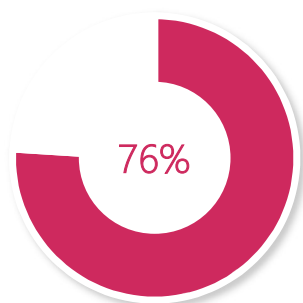
Government



LABOUR DEMAND

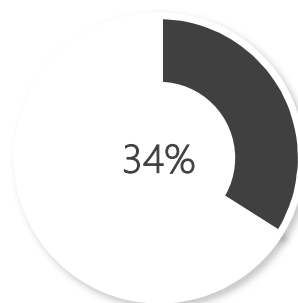
# JOB POSTINGS BY SELECT INDICATORS

March 2023



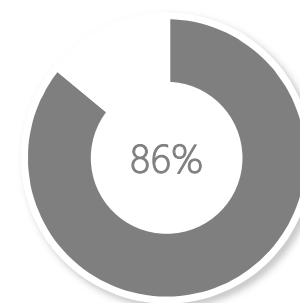
## Industry

The top 5 industries accounted for over 75% of all job postings. These industries were Accommodation & Food Services; Construction; Administrative & Support Services; Wholesale & Retail Trade; and Financial & Insurance Activities.



## Occupation

The top 10 occupations accounted for almost 35% of all job postings. These occupations included accountants, beauticians, building construction labourers, carpenters, cleaners, cooks, kitchen helpers, motor vehicle mechanics, and waiters.



## Currency of Salary

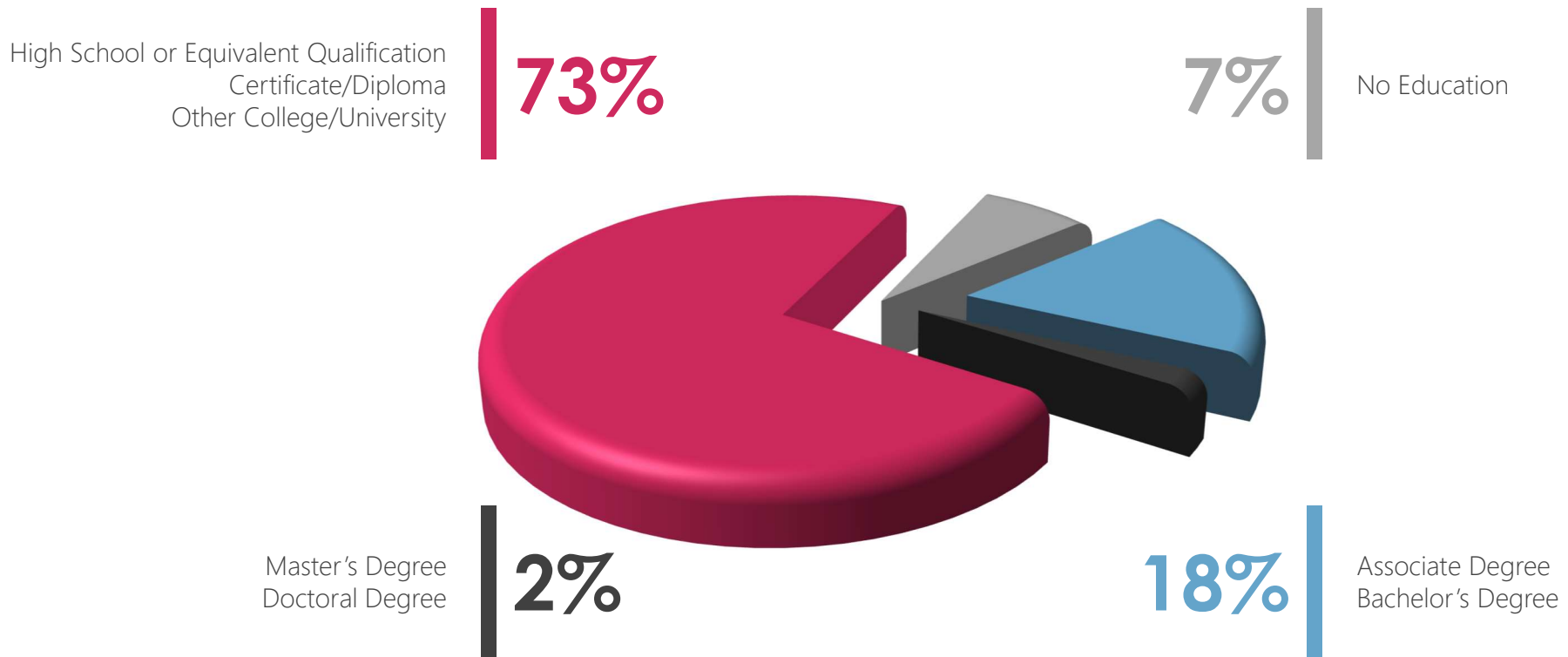
1,871 job postings (86% of total) specified the currency of payment in CI\$ while 309 job postings (14% of total) declared the currency of payment in US\$.



# JOB POSTINGS BY REQUIRED EDUCATION

March 2023

3

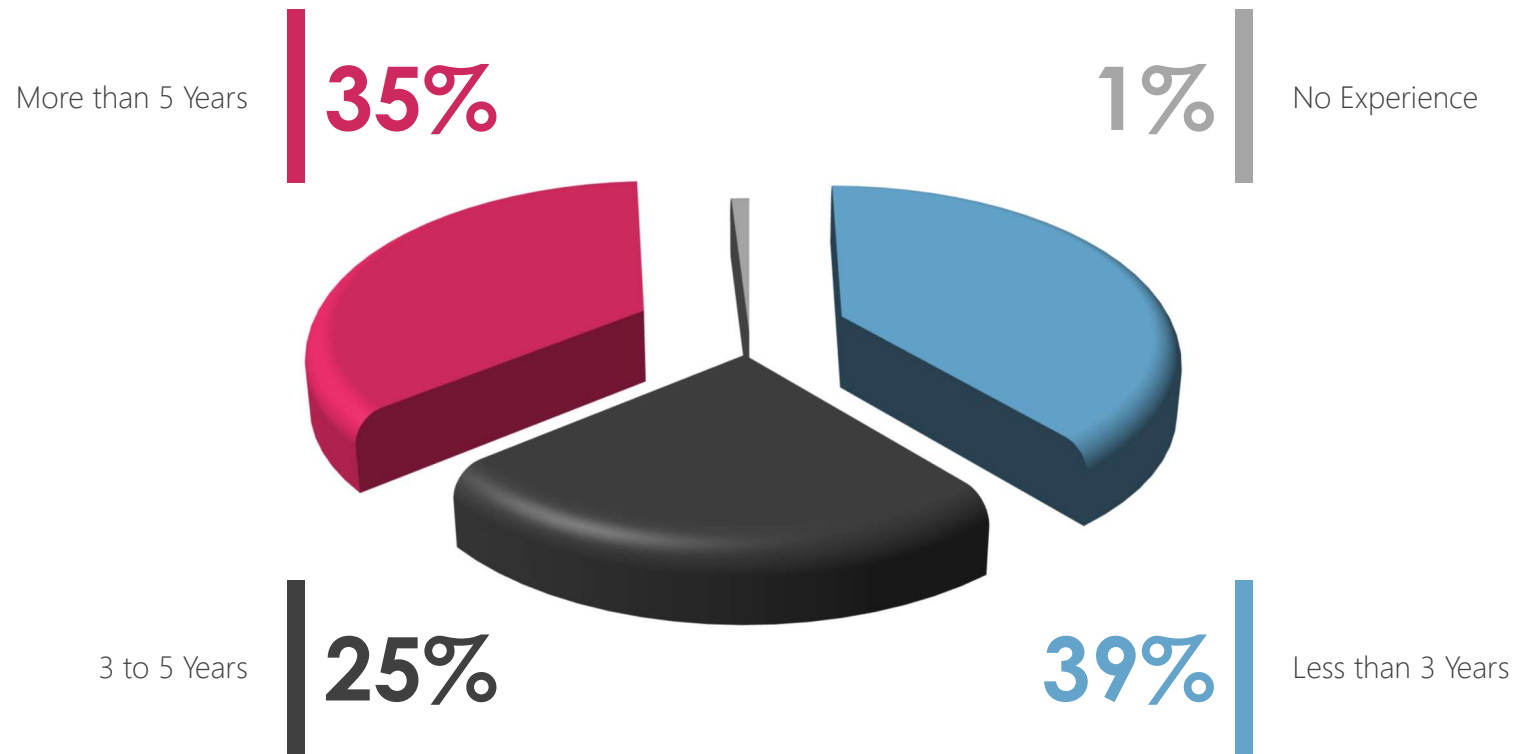


LABOUR DEMAND

# JOB POSTINGS BY YEARS OF EXPERIENCE

March 2023

4



# OCCUPATIONS WITH HIGHEST SALARIES

March 2023

5

1. Dentists

3. Supply, Distribution and Related  
Managers

5. Managing Directors and Chief  
Executives

7. Software Developers

2. Software and Applications Developers  
and Analysts

4. Generalist Medical Practitioners

6. Lawyers

8. Specialist Medical Practitioners



LABOUR DEMAND

# JOB POSTINGS BY REQUIRED EDUCATION AND AVERAGE ANNUAL SALARY (C\$)

March 2023

