

# JOB POSTINGS SUMMARY

1



**1,554**

November 2025



**17,483**

January to November 2025

Location – November 2025

**1,513**

Grand Cayman

**29**

Cayman Brac

**12**

Little Cayman

Entities – November 2025

**1,543**

Private Sector

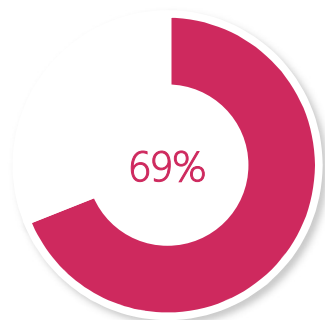
**11**

Public Sector



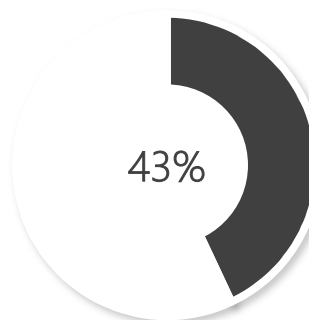
# JOB POSTINGS BY SELECT INDICATORS

November 2025



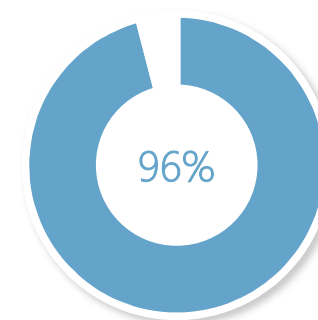
## Industry

The top 5 industries accounted for almost 70% of all job postings. These industries were Construction; Administrative & Support Services; Accommodation & Food Services; Wholesale & Retail Trade; and Professional, Scientific & Technical Services.



## Occupation

The top 20 occupations accounted for almost 45% of all job postings. These occupations included Accountants, AC & Refrigeration Mechanics, Bartenders, Beauticians, Business Managers, Construction Workers, Cooks, Engineers, Lawyers, Motor Vehicle Mechanics, and Waiters.



## Work Type

1,485 job postings (96% of total) were full-time; 47 job postings were part-time; 20 job postings were temporary; and 2 job postings were shift work.



# MOST ADVERTISED OCCUPATIONS FOR KEY INDUSTRIES

November 2025

## Financial and Insurance Activities

Accountants (13)

Business Services and Administration Managers (13)

Finance Managers (8)

## Professional, Scientific and Technical Activities\*

Accountants (25)

Lawyers (20)

Administrative and Executive Secretaries (7)

\*Includes legal, accounting, advertising, architectural, engineering, management consultancy, market research, photographic and veterinary companies.

## Wholesale and Retail Trade; Repair of Motor Vehicles and Motorcycles\*

Stock Clerks (19)

Motor Vehicle Mechanics (15)

Cashiers and Ticket Clerks (9)

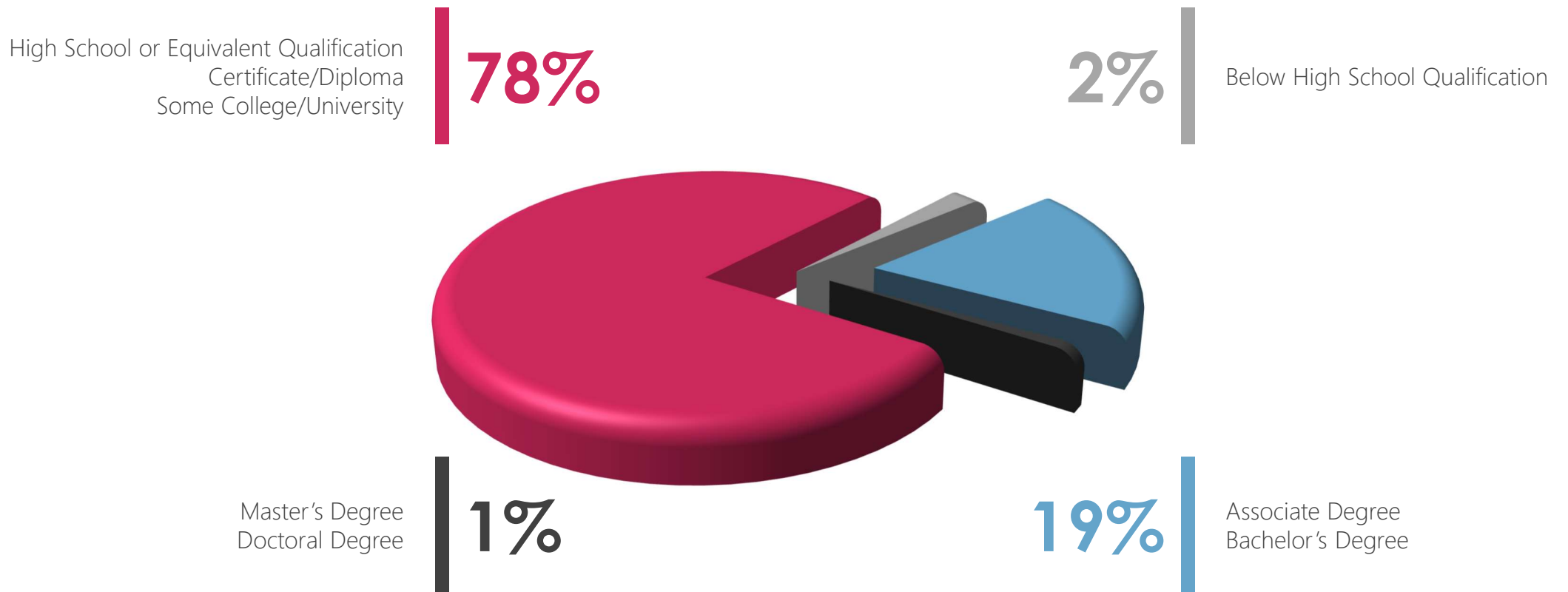
\*Includes supermarkets, gas stations, pharmacies, clothing and shoe stores, companies selling and repairing motor vehicles and parts.



# JOB POSTINGS BY REQUIRED EDUCATION

November 2025

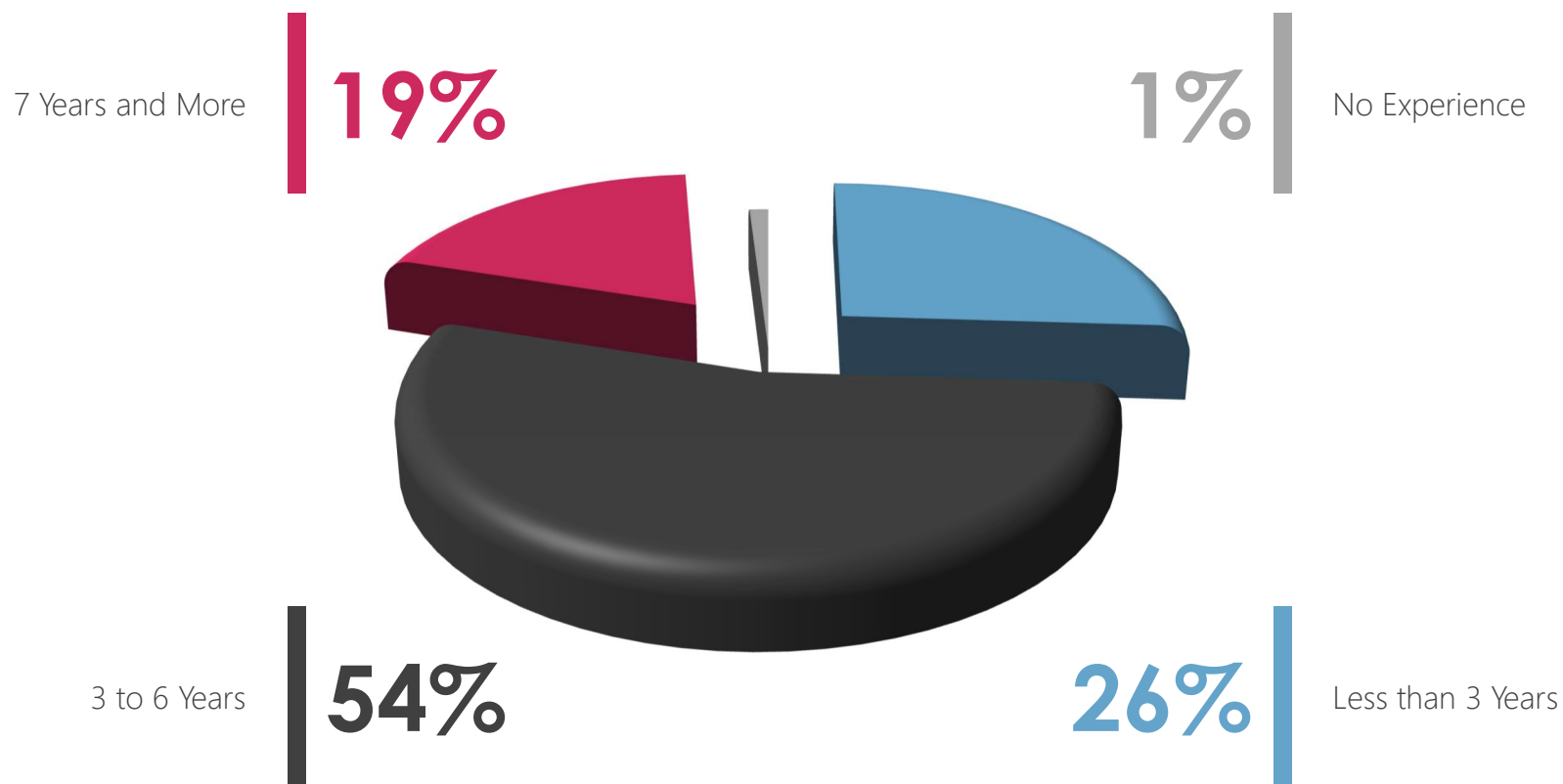
4



# JOB POSTINGS BY YEARS OF EXPERIENCE

November 2025

5



# OCCUPATIONS WITH HIGHEST SALARIES

November 2025

1. Mathematicians, Actuaries and Statisticians

3. Managing Directors and Chief Executives

5. Generalist Medical Practitioners

7. ICT Service Managers

9. Finance Managers

2. Dentists

4. Optometrists and Ophthalmic Opticians

6. Lawyers

8. Legal Professionals not elsewhere classified

10. Specialist Medical Practitioners

Occupations are broader classifications of specific job titles and are based on the International Labour Organization's International Standard Classification of Occupations (ISCO-08).



# JOB TITLES WITH HIGHEST SALARIES

November 2025

7

1. Chief Risk Officer

3. Chief Executive Officer

5. Litigation Partner

7. Head of Private Clients (Cayman and British Virgin Islands)

9. Chief Risk and Compliance Officer

2. Head of Property Catastrophe and Underwriting Analytics

4. Dentist

6. Senior Counsel

8. General Ophthalmologist

10. Partner



LABOUR DEMAND



# JOB POSTINGS BY REQUIRED EDUCATION AND AVERAGE ANNUAL SALARY (C\$)

November 2025

